

OKADA®
Demolition Attachments

**OKB & TOP
SERIES
HYDRAULIC
BREAKERS**



Okada Technology

Accumulator

Used to reduce pressure spikes in supply and return lines to protect the carrier hydraulic system. The high pressure accumulator is field repairable without removing the breaker from its mountings. Breakers under 4000 lbs. do not require accumulators.

Seals

Cup seals are utilized to secure the flow in the oil and gas chambers.

Nitrogen gas

Cushions piston on the upstroke, eliminating the need for shock absorbers. Increases the piston down stroke force.

Auto-lube


A central grease port with internal grease passage allows you to easily adapt the hammer to most Auto Lube systems.

Chisel set pin

Heavy dual chisel set pins in many Okada models offer extended service life.

Working tools

Choice ofmoil, chisel, blunt and special application tools.



Piston Travel/Long Stroke Design

Travels through one machined piece (no misalignment). The long stroke design reduces shock loads and vibration, which can cause operator fatigue and machine stress. Okada breakers have the highest tolerance to high operational back pressures available without negative operational effects.


Bracket configurations

Skid-steer loader


Universal mount

Vertical bracket

Single position



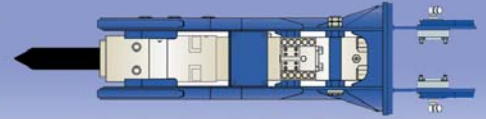
Two-position



Custom engineered single and two-position brackets give excellent results on many popular carriers. We are able to match most manufacturer's quick coupler requirements.



Universal brackets are mounted on a variety of carrier machines using a slip-fit pin kit. These brackets are recommended for rental applications and users who have multiple carrier machines.



Vertical brackets are the most commonly used mounting method. The upper mount bracket can be used together with quick-coupler systems on a variety of carriers.

Working tools

Moil point

The moil point tool is best for breaking concrete, bedrock and pavement.

Chisel

The chisel tool is ideal for trenching work, finishing slopes and specialty applications.

Blunt


The blunt tool provides excellent shattering effects in quarries.

Core moil point


These special tools have a core insert of extremely durable, wear-resistant steel. Sharpening is unnecessary because the outer edge of the tool wears faster than the hardened core, which produces double the service life of standard working tools.

Asphalt cutter / Tamper pad


These special tools make your hammers more versatile.



Moil point Chisel Blunt



Core moil point



Tamper



Asphalt cutter

Specifications

		OKB300	TOP25	TOP30	TOP35	TOP45B	OKB304B	TOP60B	TOP90
Energy class	ft-lbs	150	250	375	500	750	1000	1250	2000
Working pressure range	psi	1420-2130	1170-2180	1735-2320	1735-2320	1450-2320	1560-2280	1735-2320	2000-2620
Frequency range	bpm	650-1100	730-1350	850-1100	1000-1250	800-1100	740-980	730-970	550-850
Approx. operating weight	lbs	180	380	550	550	780	1050	1190	1450
Chisel diameter	inches	2	2	2.4	2.4	2.7	2.9	3.3	3.9
Back cap N ₂ gas pressure range	psi	107-114	36-43	71-85	114-142	142-171	100-128	156-171	114-130
Carrier machine weight range	US tons	1.3-2.8	1.7-3.9	2.2-4.4	2.2-4.4	4.4-8.0	5.0-9.0	6.0-10.0	7.7-13.2
Piping inner diameter	inches	1/2	1/2	1/2	1/2	1/2	1/2	3/4	3/4
Circuit relief valve set at	psi	2500	2500	2500	2500	2500	2500	2500	2700
Carrier output flow range	gpm	5.3-7.4	6.1-10.1	7.9-10.6	13.2-17	17.2-21.5	15.9-21.2	17-23	22-31

		TOP100A	TOP200	TOP205	TOP210	OKB316
Energy class	ft-lbs	2500	3500	4000	4000	5000
Working pressure range	psi	2030-2620	2030-2620	2030-2600	2030-2620	1850-2420
Frequency range	bpm	550-710	465-625	340-700	310-480	360-700
Approx. operating weight	lbs	2440	3870	4120	4250	5680
Chisel diameter	inches	4.3	4.9	5.3	5.3	5.5
Back cap N ₂ gas pressure range	psi	71-156	71-142	28-42	43-85	36-43
Built-in accumulator N ₂ gas	psi	N/A	N/A	870	870	870
Carrier machine weight range	US tons	11-21	18-24	20-30	20-30	22-33
Piping inner diameter	inches	3/4	1	1	1	1
Circuit relief valve set at	psi	2700	2700	2700	3000	2700
Carrier output flow range	gpm	29-35	39.5-53	43-53	47-53	47-63

		OKB318	TOP300	TOP400	OKB330
Energy class	ft-lbs	7500	7500	10000	15000
Working pressure range	psi	1850-2420	2030-2620	2030-2620	1990-2630
Frequency range	bpm	320-600	280-420	320-400	260-340
Approx. operating weight	lbs	6530	6650	9350	12150
Chisel diameter	inches	5.9	6.1	6.7	7.3
Back cap N ₂ gas pressure range	psi	36-43	43-57	40-46	71-78
Built-in accumulator N ₂ gas	psi	870 (3Y)	870	725 (5Y)	725 (5Y)
Carrier machine weight range	US tons	31-47	31-47	38-53	50-
Piping inner diameter	inches	1	1	1-1/4	1-1/4
Circuit relief valve set at	psi	2700	3000	3000	2800
Carrier output flow range	gpm	63-72	63-72	74-93	79-101

The TOP205, OKB316 and OKB318 have a two-speed feature. The max frequency is while the breaker is in short stroke mode.

The operating weight excludes a backing plate for skid steer configuration.

Please refer to the carrier specifications to determine which combination is best for your situation.

Specifications are subject to change without notice.

[111908_a]



Okada America Inc.

12950 SE Hwy. 212 Bldg. D
Clackamas OR, 97015
Tel 503-557-7033
Fax 503-557-7779

904 Medina Rd.
Medina, OH 44256
Tel 330-239-2666
Fax 330-239-3670

www.okadaamerica.com