

OKADA[®]

Demolition Attachments

Demolition Crushers, Shears, Grapples



CUT Multi Crushers

OSC Pulverizers

OSC Magnet Pulverizers

OSG Rotational Grapples

S Mechanical Grapples

HS Hydraulic Grapples



Demolition Solution



CUT Multi Crushers have concrete cracking wedges on the jaw ends and steel cutting blades in the center at the pivot of the jaws. They can be used for both concrete breaking and steel cutting applications.

CUT Multi Crushers

360 degree rotation mechanism

CUT Multi Crushers are equipped with the ability to rotate 360 degrees.

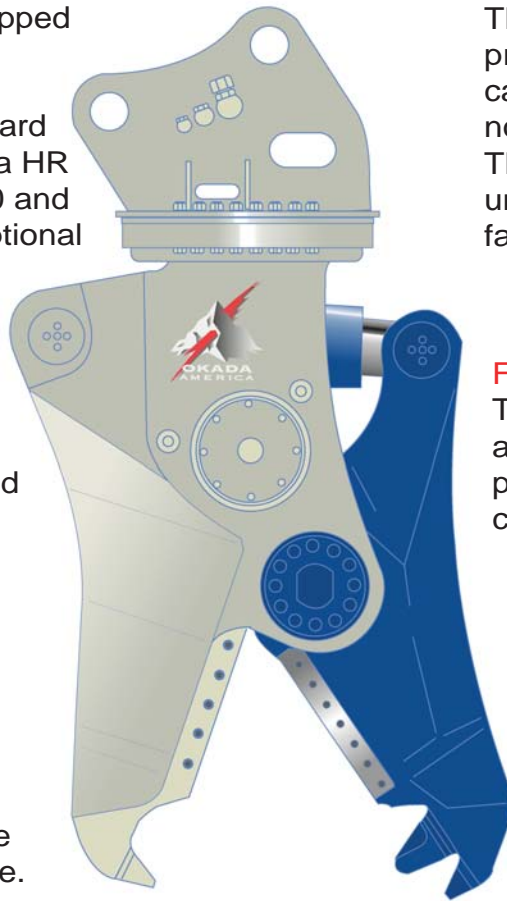
Okada ARTS rotator is standard for CUT50 and 80 and Okada HR rotator is standard on CUT30 and 100. Free rotation (FR) is optional for CUT30 and 100.

Heavy duty bearing

Extremely heavy duty bearings in the rotating joint give unmatched durability, and never need adjustment.

Indexable cutter blade

Rebar and structural steel such as I beam can be processed. The blade is made of tough hardened steel and indexable for longer lasting performance.



Heavy duty structure

The frame and crushing jaws are produced utilizing a special alloy cast iron as one piece. There are no welds in main structure. Thanks to the casting, there is unmatched power compared to fabricated structures.

Frame pin adjustment

The exclusive frame pin adjustment mechanism ensures proper clearance, which is critical for clean cut.

Crushing wedge

Okada original crushing wedge penetrates and cracks the concrete to be processed. The wedge is re-buildable

		CUT30	CUT50	CUT80	CUT100
Approx. operating weight	lbs	1570	2590	4730	6820
Overall length	inches	66	80	101	113
Overall height	inches	41	52	67	74
Maximum jaw opening	inches	20.7	23.9	33.5	40.5
Cutter blade length	inches	11.8	13.4	19.7	22.8
Cylinder force	US tons	66	94	151	189
Cutting capacity	inches	1.0 x 5pcs	1.0 x 10pcs	1.2 x 16pcs	1.2 x 20pcs
		H5 x 2.5	H8 x 8	H17.8 x 7.9	H19.6 x 7.8
Carrier weight	US tons	6.6-9.9	11-17.6	20-25.5	30-50
Carrier pressure set at	psi	3500	4000	4500	4500
Recommended oil flow	gpm	32	53	105	105
Oil flow range	gpm	16-35	26-63	44-116	57-116

The above specifications assume the use of an Okada Universal pin mount.
Rotation system used: CUT50/80=ARTS, CUT30/100=HR.
Specifications are subject to change without prior notice.

OSC Pulverizers

Secondary breaking crushers were developed as a result of the growing need to reduce disposal volume and recycle concrete and metal waste.

By crushing concrete onsite, the transportation costs are reduced. Also, the material can be used for base fill at the site.



		OSC32V	OSC52V	OSC83V	OSC100V-2	OSC120V-2
Approx. operating weight	lbs	1320	2380	4030	5940	7590
Overall length	inches	62	76	94	107	120
Maximum jaw opening	inches	23.6	28.1	34.6	39.4	47.2
Cutter blade length	inches	3.9	5.9	7.1	7.1	7.1
Cylinder force	US tons	69	97	139	173	202
Operating pressure	psi	4000	4000	4000	4550	4550
Carrier weight	US tons	6.6-9.9	11-17.6	20-25.5	28-37	33-52
Recommended oil flow	gpm	32	53	105	105	105
Oil flow range	gpm	16-35	26-63	44-116	57-116	80-116

The above specifications assume the use of an Okada Universal pin mount. Specifications are subject to change without prior notice.

OSC Features

Large bore cylinder, short stroke and speed valve creates unmatched crushing force with a short cycle time.

Pressure relief valve

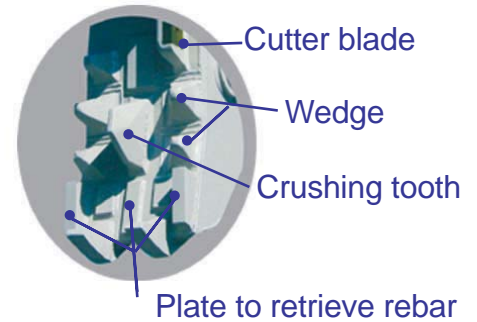
A standard built-in pressure relief valve protects from overload.

Lightweight, high tensile strength steel box structure ensures excellent durability.

Cylinder rod protector and the hydraulic cylinder located in frame protects cylinder rod from exposure to concrete rubble.



Okada original crushing tooth combined with pulverizing wedges and cutter blades to efficiently process the reinforced concrete. The crushing tooth and wedges are made of wear resistant casting alloy.



MV, PV Magnet Pulverizers

OSC83MV

OSC83PV




OSC-PV is equipped with a permanent magnet that does not require additional wiring on the carrier.

OSC-MV is equipped with an electromagnet that is powered by an ON or OFF switch and is independent from crushing work. No additional power generator is required.

		OSC52PV	OSC83PV	OSC83MV
Approx. operating weight	lbs	3030	4840	4620
Overall length	inches	71	89	90
Maximum jaw opening	inches	28.1	34.6	34.6
Cutter blade length	inches	5.9	7.1	7.1
Cylinder force	US tons	97	139	139
Operating pressure	psi	4000	4000	4000
	Magnet	Permanent magnet	Permanent magnet	Electromagnet
Carrier weight	US tons	11-17.6	20-25.5	20-25.5
Recommend oil flow	US tons	53	105	105
Oil flow range	gpm	26-63	44-116	44-116

The above specifications assume the use of an Okada Universal pin mount. Specifications are subject to change without prior notice.

Rotational Grapples



OSG rotational grapples feature 360° hydraulic rotation and are used in a wide range of applications, including demolition of wooden structures, scrap handling, moving, loading and sorting.

The excellent maneuverability of these attachments allow them to be used in confined spaces and also reduces the need to reposition the carrier machine. Further, a powerful rotating motor, unique three-point grappling arm and robust rotational bearing ensure a wide range of operability. Designed using a state-of-the-art CAD system, critical stress areas are reinforced, thus enhancing rigidity and durability while at the same time reducing weight.

		OSG25R	OSG50R	OSG70R	OSG120R
Approx. operating weight	lbs	1050	1950	3280	5500
Overall length	inches	71	86	103	119
Maximum arm opening	inches	57	72	92	118
Claw width	inches	19	24	32	40
Claw depth	inches	30	38	47	56
Carrier weight range	US tons	6.6-9.9	11-17.6	19.8-25.3	30.8-47.3
Carrier pressure set at	psi	4000	4000	4000	4000
Recommended oil flow	gpm	17	30	54	75
Oil flow range	gpm	16-35	26-42	44-64	57-80

The above specifications assume the use of an Okada Universal pin mount. Specifications are subject to change without prior notice.

Mechanical Grapples

With the widest fork opening in its class, the S series mechanical grapple employs a double-link mechanism that provides uniform grappling force on the upper and lower claws, enabling both to move when opening and closing.



		S200N	S300N	S500N	S700N	S1000N	S1200N	S1400N	S1600N
Operating weight	lbs	772	1212	1764	2646	2976	3307	5511	7275
Lower fork width	inches	19.7	22.8	23.8	31.1	31.1	31.9	36.0	37.6
Claw width	inches	2.6	3.0	3.0	3.5	3.5	3.9	4.7	4.7
Fork length	inches	31.1	35.6	40.2	44.1	46.9	47.2	53.1	53.1
Maximum arm opening	inches	63.0	74.0	82.7	90.6	97.2	100.4	104.3	110.2
Carrier weight range	US tons	5.5-8.8	8.8-13.3	13.3-19.9	19.9-23.2	24.3-33.1	30.9-38.6	38.6-44.1	44.1-49.6

Specifications are subject to change without prior notice.

Hydraulic Grapples

HS series grapples are used for demolition, scrap handling, moving, loading and sorting, and feature a hydraulic opening and closing mechanism with superb durability.



		HS400N	HS500N	HS700N	HS1000N	HS1200N	HS1400N	HS1600N
Operating weight	lbs	1378	1984	2866	3527	4409	6063	6834
Opening and closing speed	secs	3	3	4	4	4	4	4
Lower fork width	inches	20.7	23.8	28.1	31.7	32.1	36.9	37.6
Upper fork width	inches	11.3	13.0	15.6	17.6	18.1	20.9	21.2
Claw width	inches	2.6	3.0	3.5	3.5	3.9	4.7	4.7
Fork length	inches	35.6	40.2	44.1	46.9	48.4	53.1	57.1
Maximum fork opening	inches	68.9	82.7	89.8	92.5	96.5	102.4	106.3
Fork bracket length	inches	23.6	25.6	28.3	28.3	29.5	32.5	33.5
Carrier weight range	US tons	8.8-13.3	13.3-19.9	19.9-23.2	24.3-33.1	30.9-38.6	38.6-44.1	44.1-49.6

Specifications are subject to change without prior notice.

Typical Combinations

	CUT30	CUT50	CUT80	CUT100
JD	80	120, 135, 160	200, 225, 230	270, 330, 450
CASE	CX75, 80	CX130, 160	CX210, 240	CX290, 330, 460
KOMATSU	PC60, 70, 80	PC120, 130	PC200, 210, 220	PC270, 300, 400
CAT	307C, 308C	311C, 312C, 315C	320C, 324D, 325D	330D, 345C
KOBELCO	SK60	SK120, 150	SK200, 250	SK290, 330, 450
LINK BELT	-	130LX, 160LX	210LX, 240LX	290LX, 330LX, 460LX
VOLVO	EC88	EC140, 160	EC210, 240	EC290, 330, 460
HITACHI	ZX80	ZX120, 150, 160	ZX200, 225, 230	ZX270, 300, 450

	OSC32V	OSC52V	OSC83V	OSC100V-2	OSC120V-2
JD	80	120, 135, 160	200, 225, 230	270, 330	330, 370, 450
CASE	CX75, 80	CX130, 160	CX210, 240	CX290, 330	CX330, 460
KOMATSU	PC60, 70, 80	PC120, 130, 160	PC200, 210, 220	PC270, 300	PC300, 400
CAT	307C, 308C	311C, 312C, 315C	320C, 324D, 325D	330D	330D, 345C
KOBELCO	SK60	SK120, 150	SK200, 250	SK290, 330	SK330, 450
LINK BELT	-	130LX, 160LX	210LX, 240LX	290LX, 330LX	330LX, 460LX
VOLVO	EC88	EC140, 160	EC210, 240	EC290, 330	EC330, 360, 460
HITACHI	ZX80	ZX120, 150, 160	ZX200, 225, 230	ZX270, 330	ZX330, 370, 450

	OSG25R	OSG50R	OSG70R	OSG120R
JD	80	120, 135, 160	220, 225, 230	330, 450
CASE	CX75, 80	CX130, 160	CX210, 240	CX330, 460
KOMATSU	PC60, 70, 80	PC120, 130, 160	PC200, 210, 220	PC300, 400
CAT	307C, 308C	311C, 312C, 315C	320C, 324D, 325D	330D, 345C
KOBELCO	SK60	SK120, 150	SK200, 250	SK330, 450
LINK BELT	-	130LX, 160LX	210LX, 240LX	330LX, 460LX
VOLVO	EC88	EC140, 160	EC210, 240	EC330, 460
HITACHI	ZX80	ZX120, 150, 160	ZX200, 225, 230	ZX300, 450

**Please refer to carrier specifications in order to see which combination is best for you.



Okada America Inc.

12950 SE Hwy. 212 Bldg. D
Clackamas OR, 97015
Tel 503-557-7033
Fax 503-557-7779

904 Medina Rd.
Medina, OH 44256
Tel 330-239-2666
Fax 330-239-3670

www.okadaamerica.com